

Tree Mount High Power / Retro PURE LED

PROJECT: _____

TYPE: _____

SOURCE: _____

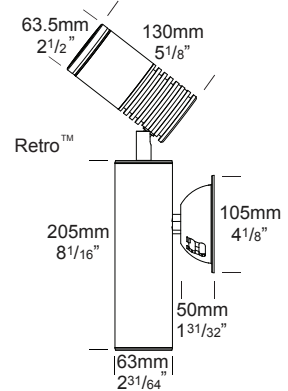
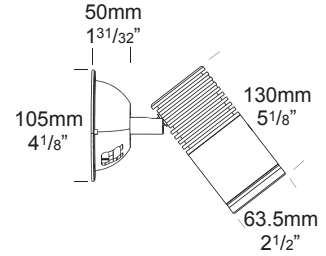
NOTES: _____

SPECIFICATIONS



LED Chip	Cree CXA1512 Plug and Play field replaceable LED board
Luminaire Output	1200 Lumens @ 700mA, delivered from luminaire with unobstructed beam.
Lumens Per Watt	100Lumens @ 12 watts minimum, delivered from luminaire with unobstructed beam
CRI (3000K)	85+ Standard, 90+ Optional
Colour Temperatures	2700K, 3000K, 4000K
Beam Angles	15, 25, 38, 60
Ingress Protection	IP66

Warranty	Electronics = 5 years Body Aluminium = 5 years
Standards	AS/NZS 61046 cUL 1598 CSA C22.2 No. 250.0 CE



Retro

PRODUCT CONFIGURATION

Please fill in appropriate codes into boxes provided

Cat. No. TM/HP/L

Luminaire	Power	Material/ Finish	Beam	Colour	Accessories
TM/HP/L					
S SERIES, REMOTE DRIVER		EBK BLACK	15 15°	2 2700K	CJK CABLE JOINT KIT
R RETRO, 110/240V DRIVER		EBZ BRONZE	25 25°	3 3000K	HCL HEX CELL LOUVRE
D24 24VDC DRIVER		EOGR OLIVE GREEN	38 38°	4 4000K	SNT SNOOT
		ALUMINIUM EWH WHITE	60 60°	39 3000K, 90+ CRI	GG GLARE GUARD
		EWB WHITE BIRCH			LF FROSTED LENS
		EDG DARK GREY			LKN LOCKING KNUCKLE
		ESTAR SILVER STAR			
		ECT CORTEN			

SERIES, REMOTE DRIVER REQUIRED:
Constant current driver
Individual fixtures require 18vdc @ 700mA maximum

110/240VAC RETRO DRIVER:
Input: 90/305vac, 5 watt total (included)
Output: 18vdc, 700mA
0-10 volt dimming (USA - non dimming)

24VDC DRIVER:
Input: 24vdc
Output: 18vdc @ 700mA constant current

ADDITIONAL COMMENTS: _____

LUMINAIRE CONSTRUCTION

CNC machined from one of the following metals:

Aluminium:

Body: high corrosion resistant 63.5mm (2^{1/2"}) x 10mm (3/8") aluminium.

End cap: solid aluminium 63.5mm (2^{1/2"}) rod, with chromate substrate and high UV resistant polyester powder coat.

Colours:

Black, Bronze, Silver Star, White, White Birch, Olive Green, Dark Grey, Corten.

Dome:

Molded from glass-filled polypropylene with snap in 1/2" NPS female adaptor.

Lens:

10mm (3/8") Extra clear, low iron, shatter resistant glass.

Lifetime warranty

Knuckles:

Aluminium luminaires: 360° rotation and 0-90° elevation, solid brass with anti rust spring.

Gaskets:

Silicone, iron impregnated 220°C (428°F)

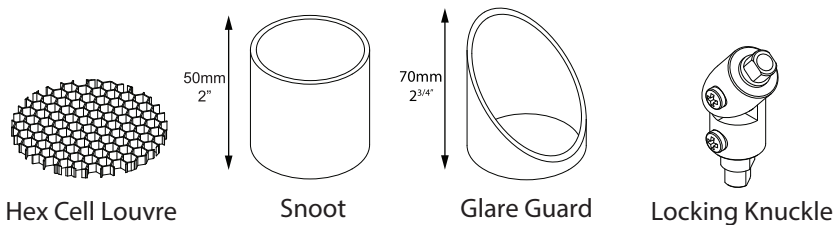
Mounting:

The Tree Mount Dome is secured to the tree with 3 x 95mm (1/8" x 3^{3/4"}) 316 stainless steel bolts. The Tree Mount Rubber Strap version is secured to the tree with an adjustable rubber strap. The strap is supplied in a 1m (39^{3/8"}) and can be tightened against the tree.

Luminaire Weight:

Alum: 0.870kg (1lb 15oz)

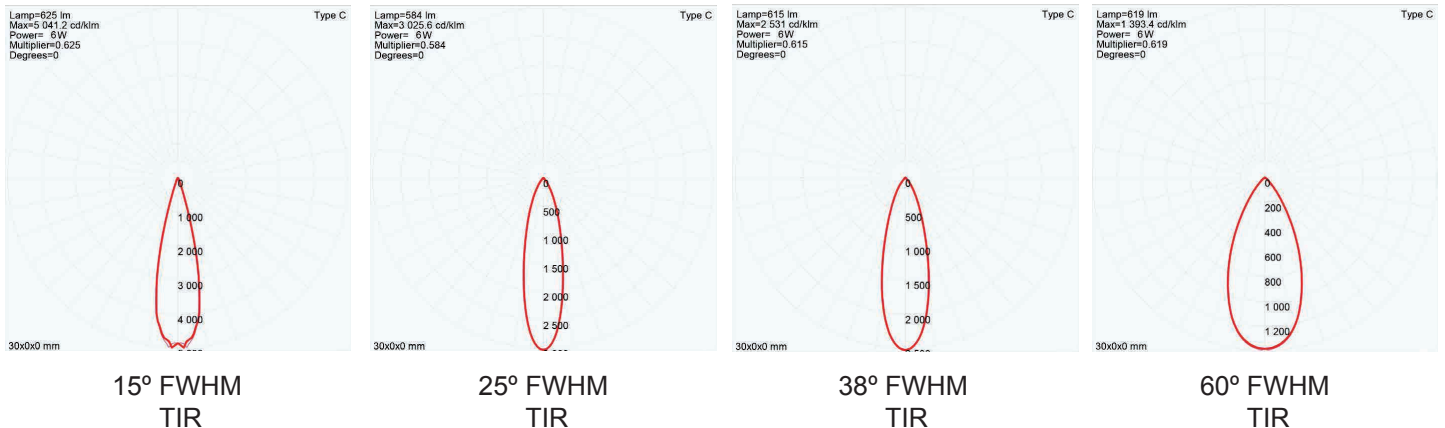
ACCESSORIES



BEAM ANGLES

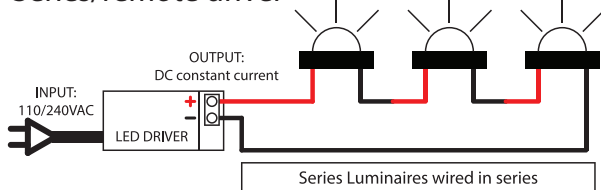
High efficiency PMMA TIR lenses. Field replaceable

IES files available for download: <http://www.hunzalighting.com/download.php>



WIRING GUIDE

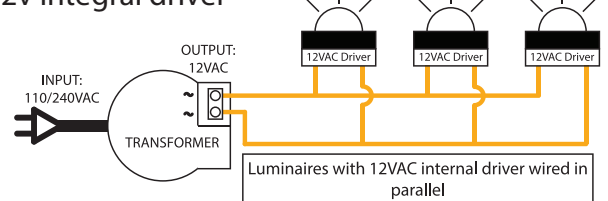
Series/remote driver



Diagrams are a guide only, wire colours and polarity may change depending on fixture and country

available for download: <http://www.hunzalighting.com/download.php>

12v integral driver



Specifications may change without notification

Aug 2017